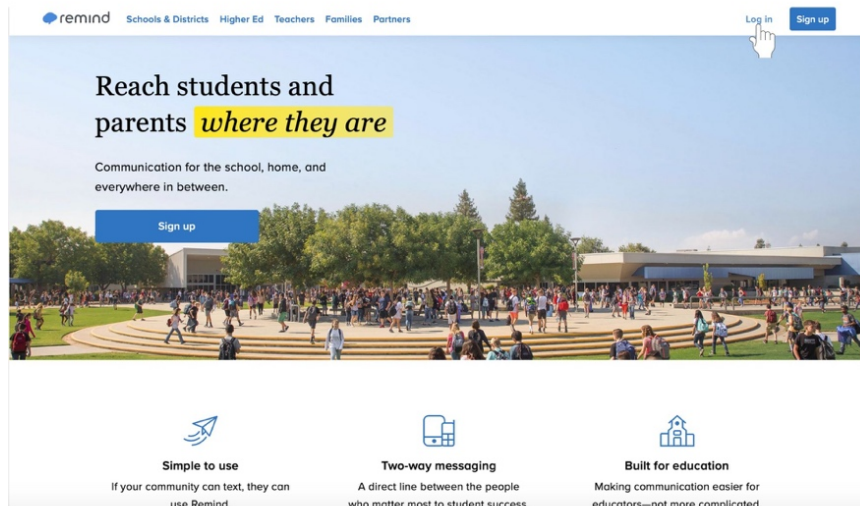


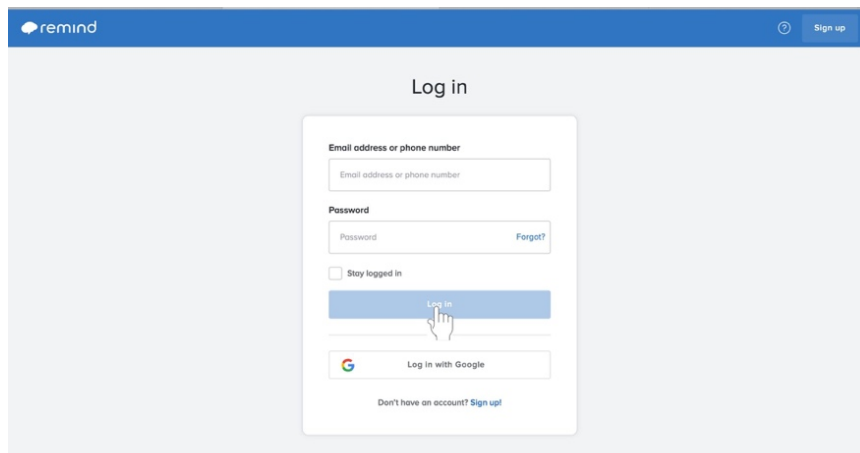
Tips for Remind

Signing in to Remind

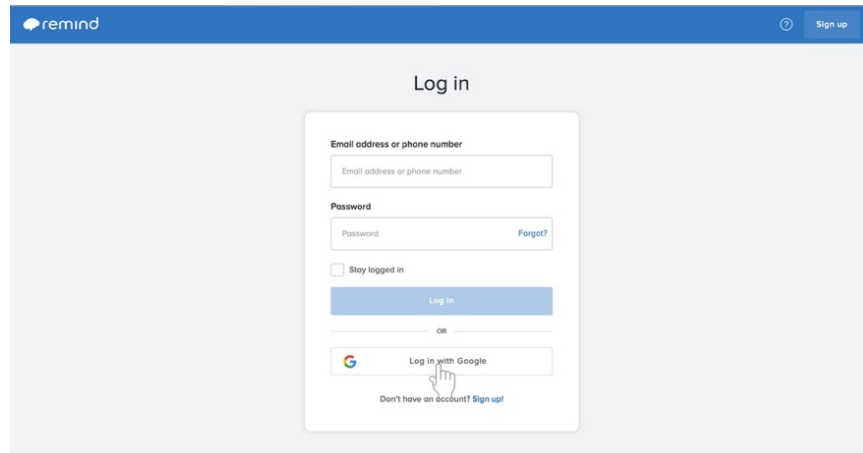
1. Go to **remind.com**.
2. Click the **Log in** button next to the blue **Sign up** button at the top left corner of the page.



3. Type in your email address and password **if you did not sign up for Remind using your Google information**.
 - a. Click the blue **Log in** button above the **Log in with Google** button.



4. OR click **Log in with Google** and sign in **if you signed up for Remind using your Google information.**

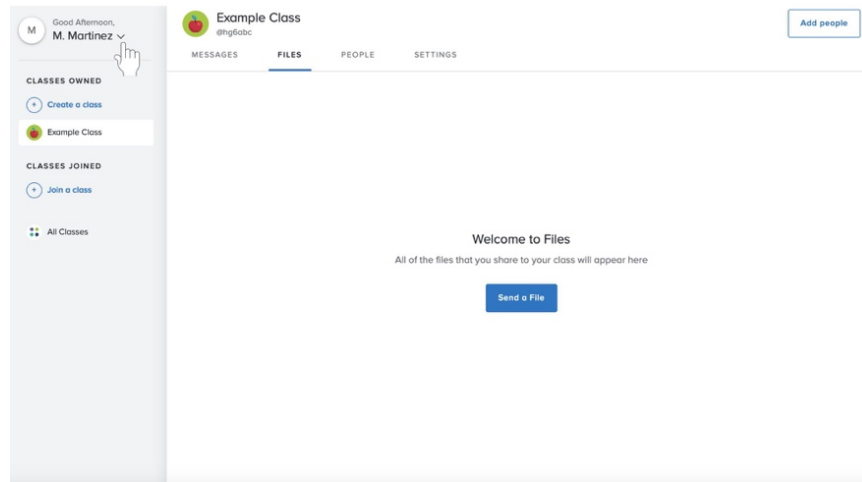


The screenshot shows the Remind login interface. At the top left is the 'remind' logo, and at the top right is a 'Sign up' link. The main heading is 'Log in'. Below this is a form with the following elements:

- Email address or phone number:** A text input field with the placeholder text 'Email address or phone number'.
- Password:** A text input field with the placeholder text 'Password' and a 'Forgot?' link to its right.
- Stay logged in**
- Log in** button
- OR** separator
- Log in with Google** button, featuring the Google logo on the left. A mouse cursor is pointing at this button.
- Below the Google button: **Don't have an account? Sign up!**

Signing out of Remind

1. At the top left corner of the page, find your name, and click the down arrow. (This will appear in the gray bar regardless of where you are in Remind.)



2. A menu will appear. At the bottom of the menu, select **Log out**.

